



[©CedCommerce. All rights reserved.](#)

APPS@CEDCOMMERCE.COM

Product Share on Social Media

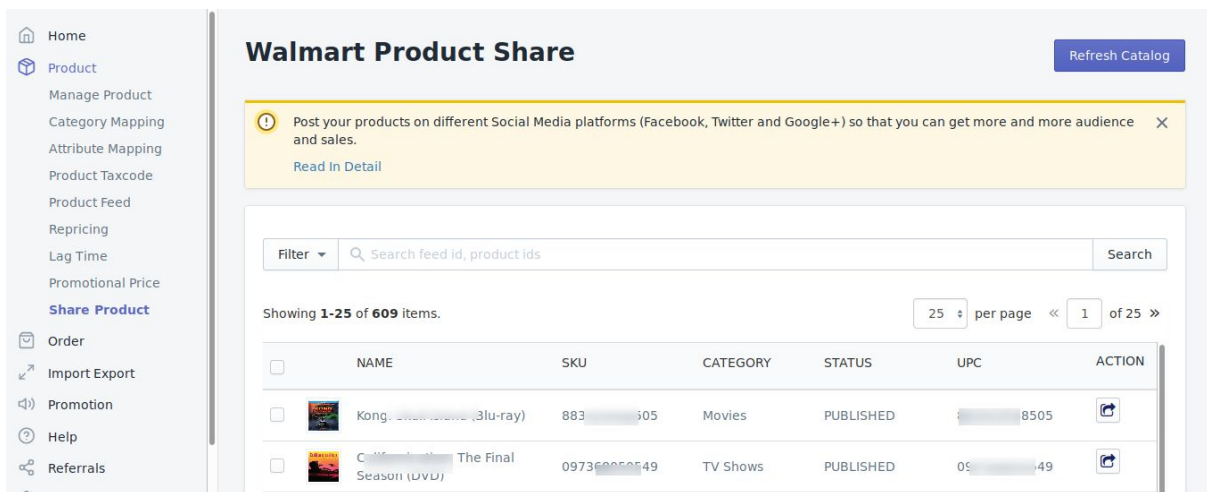
What is Share Product?

Share Product, as the name of this feature explains its working clearly. It helps the user of the app to POST/SHARE their products at different Social Media like Facebook, Twitter and Google+.





How to do Attribute Mapping?

To POST/SHARE your products on Social Media,

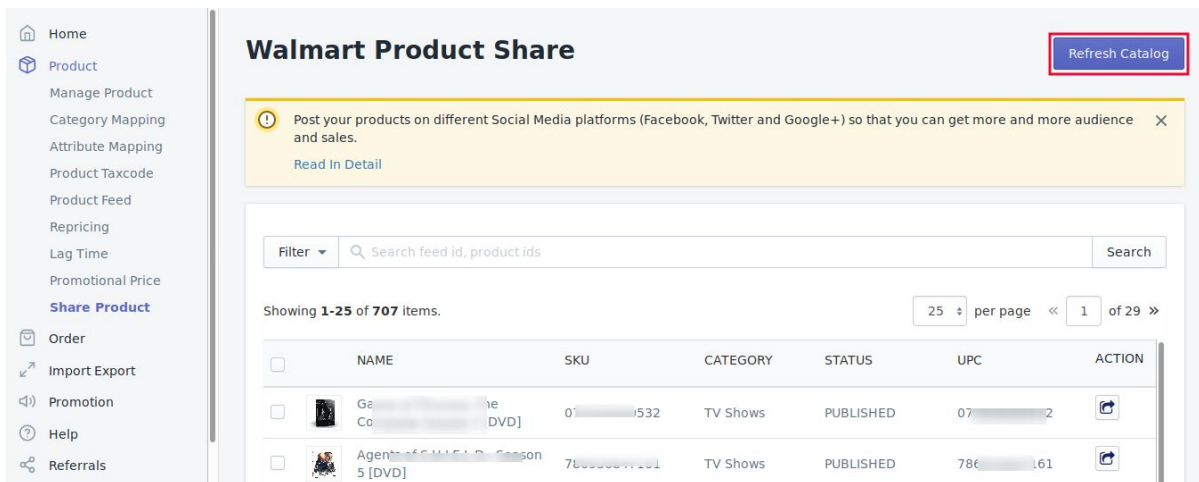
- Go to **Products**.
- Then, **Share Product**.
- On “**Share Product**” a grid will be opened listing all your Published products. See the below image,



The screenshot shows the 'Walmart Product Share' interface. On the left is a sidebar menu with options: Home, Product, Manage Product, Category Mapping, Attribute Mapping, Product Taxcode, Product Feed, Repricing, Lag Time, Promotional Price, **Share Product**, Order, Import Export, Promotion, Help, and Referrals. The main content area has a title 'Walmart Product Share' and a 'Refresh Catalog' button. Below the title is a yellow notification box with a warning icon and text: 'Post your products on different Social Media platforms (Facebook, Twitter and Google+) so that you can get more and more audience and sales. Read In Detail'. Underneath is a search bar with a 'Filter' dropdown and a search button. Below the search bar, it says 'Showing 1-25 of 609 items.' and '25 per page' with navigation arrows. A table lists products with columns: NAME, SKU, CATEGORY, STATUS, UPC, and ACTION. Two products are visible: 'Kong: Skull Island (Blu-ray)' and 'Call of Duty: Warzone The Final Season (DVD)'. Each row has a checkbox and a share icon.

	NAME	SKU	CATEGORY	STATUS	UPC	ACTION
<input type="checkbox"/>	 Kong: Skull Island (Blu-ray)	883-005	Movies	PUBLISHED	8505	
<input type="checkbox"/>	 Call of Duty: Warzone The Final Season (DVD)	09736-005049	TV Shows	PUBLISHED	05-49	

You can SHARE either individual product or in bulk, you have both the options. If you have recently uploaded more products and they are not showing on this grid then click on “**Refresh Catalog**” button.



Walmart Product Share Refresh Catalog

Post your products on different Social Media platforms (Facebook, Twitter and Google+) so that you can get more and more audience and sales. X
[Read In Detail](#)

Filter Search

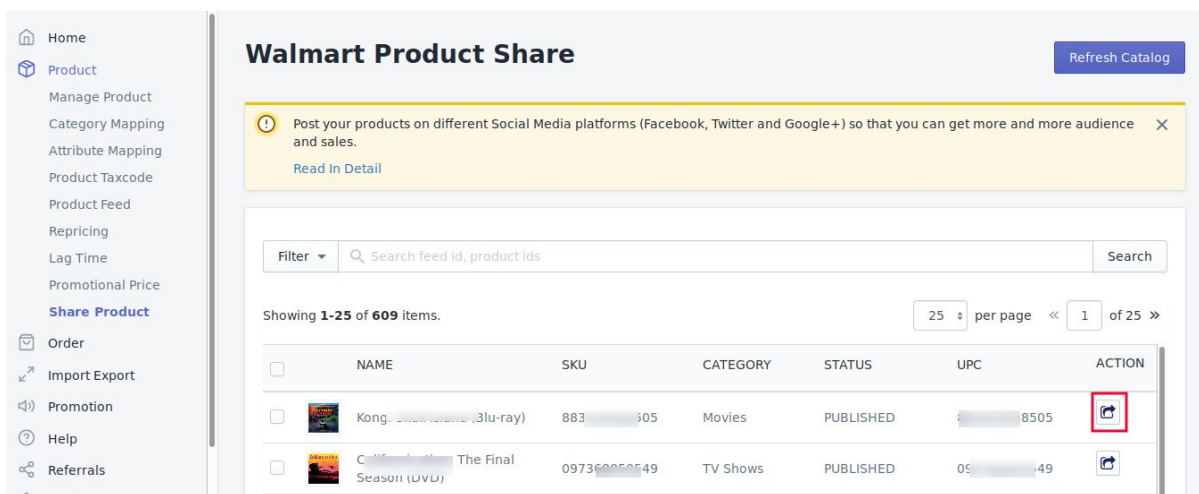
Showing 1-25 of 707 items. 25 per page << 1 of 29 >>

<input type="checkbox"/>	NAME	SKU	CATEGORY	STATUS	UPC	ACTION
<input type="checkbox"/>	Game of Thrones Season 5 [DVD]	01532	TV Shows	PUBLISHED	0712	
<input type="checkbox"/>	Agents of S.H.I.E.L.D. Season 5 [DVD]	786161	TV Shows	PUBLISHED	786161	

Doing so will add all your newly **PUBLISHED** products to this grid.

To SHARE individual product on social media, follow the given steps:

- Click on “share” link in the “ACTION” column.



Walmart Product Share Refresh Catalog

Post your products on different Social Media platforms (Facebook, Twitter and Google+) so that you can get more and more audience and sales. X
[Read In Detail](#)

Filter Search

Showing 1-25 of 609 items. 25 per page << 1 of 25 >>

<input type="checkbox"/>	NAME	SKU	CATEGORY	STATUS	UPC	ACTION
<input type="checkbox"/>	Kong: Skull Island (Blu-ray)	883105	Movies	PUBLISHED	8505	
<input type="checkbox"/>	Agents of S.H.I.E.L.D. Season 5 [DVD]	0973649	TV Shows	PUBLISHED	0549	

- You will be able to see 3 social media sources select one of them where you want to POST your product. See below image





- As soon as you will click on the social media button you will be redirected to the login page of that social media.

A screenshot of the Google sign-in page. At the top left is the multi-colored Google logo. Below it, the text 'Sign in' is displayed in a large, bold, black font, followed by 'to continue to Google+' in a smaller, regular black font. Underneath is a text input field with the placeholder text 'Email or phone' in a light blue font. A solid blue horizontal line is positioned below the input field. Below the line, the text 'Forgot email?' is shown in a light blue font. At the bottom left, there is a link for 'More options' in a light blue font. At the bottom right, there is a blue rectangular button with the word 'NEXT' in white, uppercase letters.

- When you login, you will see a button “POST” as soon as you click on the post button you product will be posted on that social media source.



Google+

POST



[Redacted] > Public



What's new with you?



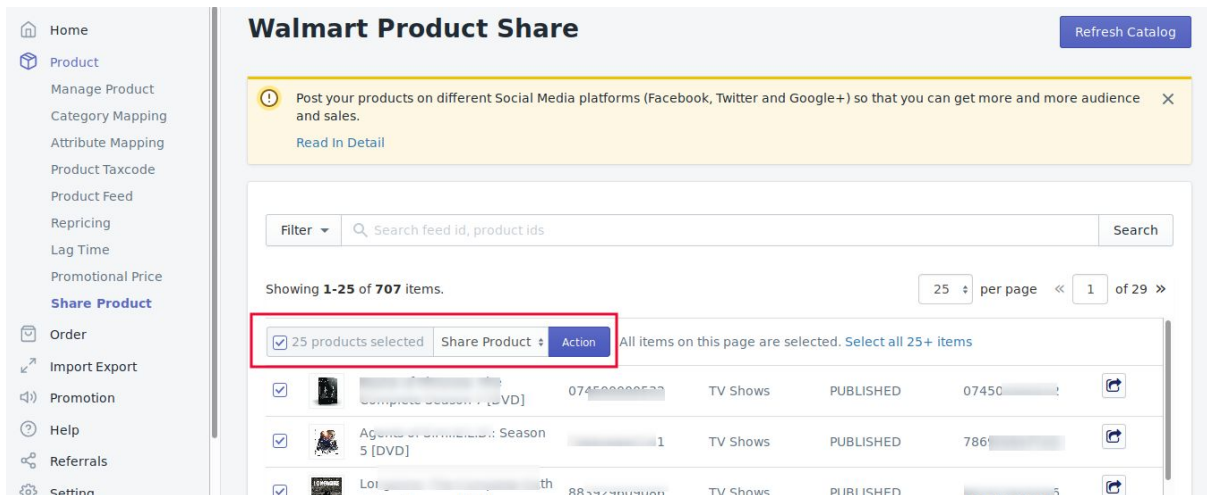
[Redacted] - Walmart.com

walmart.com

Buy Adult Sexy Stitch Pirate Costume at Walmart.com

To SHARE products on social media in bulk, follow the given steps:

- Select the check boxes in the row corresponding to the products you want to **SHARE** or select all.



- Select “**Share Selected Products**” from the drop-down and click on “**Action**” button.
- You will see new tabs will be open, you need to log in first and then Click on “**POST**” button to post the product.

Hope you find the content helpful.

Thanks